



silverplate press

GUIDE TO CUSTOM & SEMI-CUSTOM
WEDDING INVITATIONS



THE IMPRESSION THAT SETS THE DAY

Wedding Stationery is the *first* impression that sets the tone of your wedding day.

Just imagine your family and friends opening up the envelope to be invited to your wedding day! They see and feel the great care put into your invitations. The quality is outstanding, the design feels so *you*, and they just can't wait to celebrate with you. *You'll be getting a lot of excited phone calls and texts!*

I'm here to help make that first impression a reality.

Hi! I'm **Amanda Keenan**, owner of Silverplate Press, and the one who will obsess over your wedding stationery as much as you. I'm your first point of contact and the one guiding you through this exciting journey of making your wedding invitations. I usually letterpress print wedding stationery on one of my antique printing presses, and I make sure each invitation is perfect, as though they were my own.



CUSTOM DESIGNED INVITATIONS — THE BOOKING PROCESS —

1 — GET IN TOUCH

The first step is to *get in touch* with me (Amanda) either by email or through the [contact form on my website](#).

2 — INQUIRY CONSULTATION + QUOTING

We'll schedule an *inquiry call* to find out if we're a good fit for each other. You can also request to see some samples, and I'll happily mail them to you. On your inquiry call, we'll talk about initial design inspirations and some specific must-haves for you – like how many? You will get a personalized quote in your email within a day or two.

3 — SELECT YOUR OPTIONS + BOOKING

You'll select which items you'd like to move ahead with and then sign the contract. A 50% deposit will be due at the time of signing, and guarantees your spot. (The remaining is due when the design is signed off).

Please keep in mind: In order to give the best client experience, I only take on 3-4 custom clients per month, so make sure to book early in order to reserve your spot. Most custom clients will budget between \$3000 – \$7000+ for their custom-designed invitations. If custom is not for you, I also have a lovely semi-custom wedding collection as an option.



MOST COMMON QUESTIONS

about custom invitations

HOW LONG DOES IT TAKE FOR CUSTOM INVITES?

It usually takes about 8-12 weeks from the initial design consultation to the finished printed invitation suite. You will have 3 initial design concepts and 3 rounds of changes. Within that time is 3-4 weeks for production.

HOW MUCH DO CUSTOM INVITATIONS COST?

Being completely bespoke, and made just for you, means that the cost can vary quite a bit depending on which cards you'd like, how many, what printing methods you'd like, and what other embellishments you'd like to include. Wax seals, vellum wraps, die-cutting... Nothing is off the table! Digital addressing is complimentary, which means you won't need to write out each address by hand! We also partner with a select number of calligraphers if you'd like to add calligraphy to your envelopes.

Typically clients who choose to go custom have a budget between \$3000 – \$7000+

If this is not for you, skip ahead to our semi-custom collection!

WHEN DO I NEED TO BOOK?

Earlier is better, like with all your favorite wedding vendors. *I only take on 3-4 custom design clients per month*, so to reserve your spot, 12-18 months before your wedding for save-the-dates will do. 8-12 months before your wedding if you'd like to send just invitations.

DO YOU OFFER ANY DAY-OF STATIONERY?

Yes! We offer all day-of stationery like menus, place cards, wedding signage, seating charts, etc.

WHERE ARE THE INVITATIONS MADE?

All invitations are made in Belleville, Ontario on one of antique printing presses. Letterpress and foil options are done this way, and digital printing is done on my high-end digital printer. Materials come from all over the world. I've taken great care in finding the world's finest papers, envelopes, wax seals, etc. so that the quality is incredible.

together with their families

LAURA DAVENPORT
& EDWARD WILDE

invite you to join them
in celebration of their marriage

THE SIXTH OF AUGUST
TWO-THOUSAND-AND-TWENTY-TWO
at three o'clock

Fields on West Lake
Bloomfield, Ontario

dinner & dancing to follow

Because you have shared in our lives
with your love and friendship,

Elizabeth
+ Charlie

invite you to join them in the celebration of their marriage
THE SECOND OF OCTOBER, TWO-THOUSAND-TWENTY-TWO
ceremony & festivities begin at three o'clock
Sodo Park in Seattle, Washington

CEREMONY + RECEPTION DETAILS

The ceremony begins at 3 o'clock
at Field's on West Lake
15786 Loyalist Pkwy, Bloomfield, Ontario

Cocktails and hor d'oeuvres will follow
Dinner Reception will begin at 5 o'clock

ACCOMMODATION DETAILS

A block of rooms has been reserved
in Prince Edward County

Because you have shared in our lives
with your love and friendship,

Helen Jones
and
Michael Hawthorn

invite you to join them in celebration of their marriage
THE TENTH OF SEPTEMBER, TWO-THOUSAND-TWENTY-TWO
ceremony & festivities begin at three o'clock
100 acre wood, prince edward county

PLEASE REPLY BY
THE FIRST OF JULY

THE SEMI-CUSTOM COLLECTION

The semi-custom wedding invitations collection is designed to be elegant, minimal and highly customizable. Like a tiny works of art – the quality of the paper, and beauty of the impression speak for itself.

You can customize your invitations by choosing from a curated collection of fonts, as well as various envelope color options, and *any* ink color you'd like. See options in the following pages.

Personalize your invitations further with embellishments, like wax seals, vellum jackets, envelope liners, the works!

What can I customize?

- Paper (handmade, cotton, or recycled)
- Print Method (letterpress, digital or foil)
- Ink Color (anything goes!)
- Envelope color (basically anything goes!)
- Change fonts (not placement)

Once you place your order, I will be in touch within 2 business days to collect all your wording details, and personalization options, like color choices and any things you'd like to change about the design.

You will receive up to one hour of design time, with one round of changes. It's perfect if you are in love with one the designs from the collection.

THE FIELD COLLECTION



[CLICK HERE TO EXPLORE THE COLLECTION](#)

THE WOODS COLLECTION



HALEY JONES & MICHAEL HAMMERSMITH
58 JULDAN PLACE
VAUGHAN, ONTARIO
L4H 8E3

[CLICK HERE TO EXPLORE THE COLLECTION](#)

THE HARVEST COLLECTION



[CLICK HERE TO EXPLORE THE COLLECTION](#)

THE MEADOW COLLECTION



[CLICK HERE TO EXPLORE THE COLLECTION](#)

THE TRAIL COLLECTION



[CLICK HERE TO EXPLORE THE COLLECTION](#)

THE WILD COLLECTION



[CLICK HERE TO EXPLORE THE COLLECTION](#)

HOW TO ORDER SEMI-CUSTOM INVITATIONS

Go to our website here, under semi-custom collection, browse through our designs and select the one that makes your heart skip a beat.

1. CHOOSE FROM ONE OF OUR PACKAGES.

Currently we offer:

2-piece suites
invitation + envelope

4-piece suites
invitation + envelope, rsvp + envelope

5-piece suites
invitations + envelope, rsvp + envelope, details card

If you're looking for something specific please email me with your inquiry.

WHEN YOU PLACE YOUR
ORDER CHOOSE:

Quantity
Paper
Printing method

AFTER YOU PLACE YOUR
ORDER WE'LL BE IN
TOUCH TO COLLECT YOUR:

Exact wording
Envelope color
Paper color
Ink color
Font Options

PRINTING METHODS

You have three printing methods to choose from, all of which are a high quality.



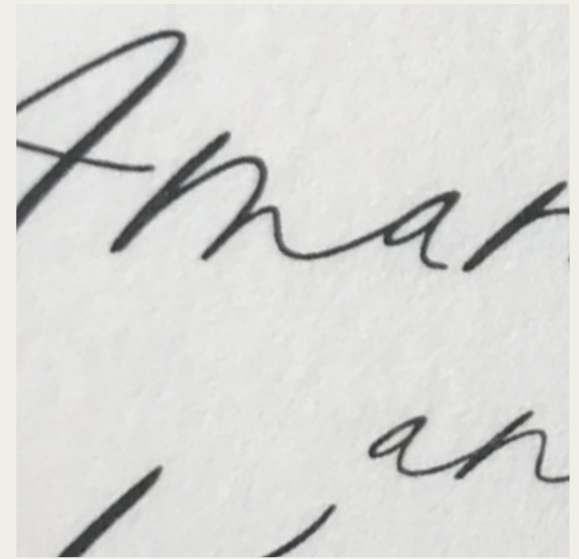
LETTERPRESS PRINTING

is beautifully pressed into the paper leaving a deep impression. It's made using an antique press and can be printed "blind" without ink and only impression.



FOIL STAMPING

is stamped into the paper using pressure and heat (like a diamond!). It has a light indentation and shiny finish. Dark papers are best paired with foil.



DIGITAL PRINTING


is a high-end version of your home printer. The result is a flat print that does not have any indentation.

PAPER OPTIONS




100% COTTON PAPER

This is our most popular paper. It's incredibly luxurious, soft and so versatile. It has a subtle eggshell texture. It is our preferred paper for letterpress, digital and foil printing! It comes in two thicknesses – 110# (single ply) and 220# (double ply).



100% RECYCLED PAPER

Super thick recycled card stock paper! It's 140# with a smooth finish. It comes in a variety of colors as well. This paper is perfect for the budget couple that still want something rather nice!

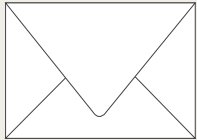


BOTANICALLY DYED HANDMADE PAPER


This unique paper will set your invites apart! Handmade using recycled cotton, and dyed botanically for the most natural and beautiful color. The edges have a natural deckled edge and the paper is beautifully soft.



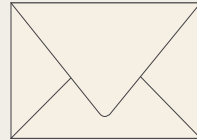
ENVELOPE COLORS




PURE WHITE



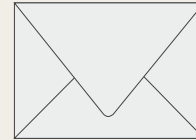
SNOW WHITE



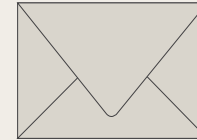
CHINA WHITE



CHALK



GREY FOG




COBBLESTONE



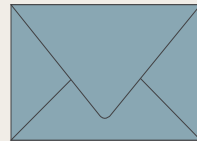
ALBATROSS




STEEL




PASTEL BLUE



BALTIC SEA




AZURE




ROYAL BLUE




ATOLL




NAVY BLUE




HOLLY




PASTEL GREEN



MATCHA TEA



CARIBBEAN BLUE




SEQUOIA




BASALT




SOMBRE GREY



BISCUIT



CAMEL



LICHEN



CAPPUCINO




BLACKBERRY




SEAL



DEEP BLACK



OLD ROSE



PASTEL PINK



LIPSTICK



CORAL



CHILLI PEPPER



ROSEBUD



GUARDSMAN RED



ORCHID




PRUNE



CARMINE



PORT WINE



MEADOW



INDIAN YELLOW



PUMPKIN

FONT OPTIONS
— SCRIPTS —

NO.1 | *Amanda & Justin*

NO.2 | *Elisa & Bruce*

NO.3 | *Laura & Christopher*

NO.4 | *Abrey & James*

NO.5 | *Holly and Robert*

NO.6 | *Erin & Mike*

NO.7 | *Mary & John*

NO.8 | *Tina & Joel*

NO.9 | *Danielle & Jason*

NO.10 | *Cornelia & Matthew*

FONT OPTIONS
— SERIF & SANS SERIF —

SERIF FONTS —

these fonts tend to have a more classic look. serif fonts are the ones with the little “feet”

NO.1 | Saturday the third of September

NO.2 | *Sunday the second of October*

NO.3 | Saturday the fourth of August

NO.4 | Friday the fourteenth of May

NO.5 | SATURDAY THE EIGHTH OF JUNE

SANS SERIF FONTS —

these fonts tend to have a more modern look. Sans serif fonts do not have little “feet”.

NO.6 | Saturday the third of September

NO.7 | SUNDAY THE SECOND OF OCTOBER

NO.8 | Saturday the fourth of August

NO.9 | Friday the fourteenth of May

NO.10 | Saturday the Eighth of June

WAX SEAL COLORS



PURE WHITE



VELLUM



ANTIQUÉ PEARL



PEONY



BLUSH



DUSTY ROSE



CAFÉ



COBBLESTONE



LINEN



CLAY



BUTTERCREAM



PROSECCO



ANTIQUÉ GOLD



TRADITIONAL GOLD



ROSE GOLD



ANTIQUÉ COPPER



CREMA



HEIRLOOM SILVER



SILVER



LILAC GREY



CARBON



LAVENDER



VINO



MULBERRY



SANGRIA



VINTAGE ROSE



ROSEWOOD



CHAMPAGNE



BABY BLUE



DUSTY BLUE



PROVIDENCE BLUE



ROYAL BLUE



NAVY BLUE



SITKA



BLACK



SEQUOIA



THYME



MEADOW



SILVER SAGE



OLIVE



WWW.SILVERPLATEPRESS.COM
HELLO@SILVERPLATEPRESS.COM